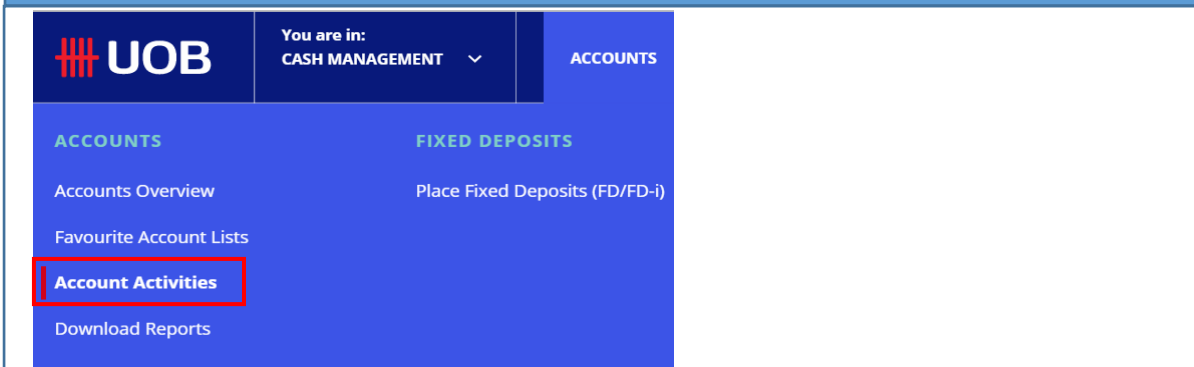


USER GUIDE: RETRIEVING MT103 ACKNOWLEDGEMENT COPY VIA INFINITY

MT103 is a standardised SWIFT payment message used specifically for cross border/international wire transfers. This guide will assist you to retrieve your MT103 acknowledgement copy via Infinity.

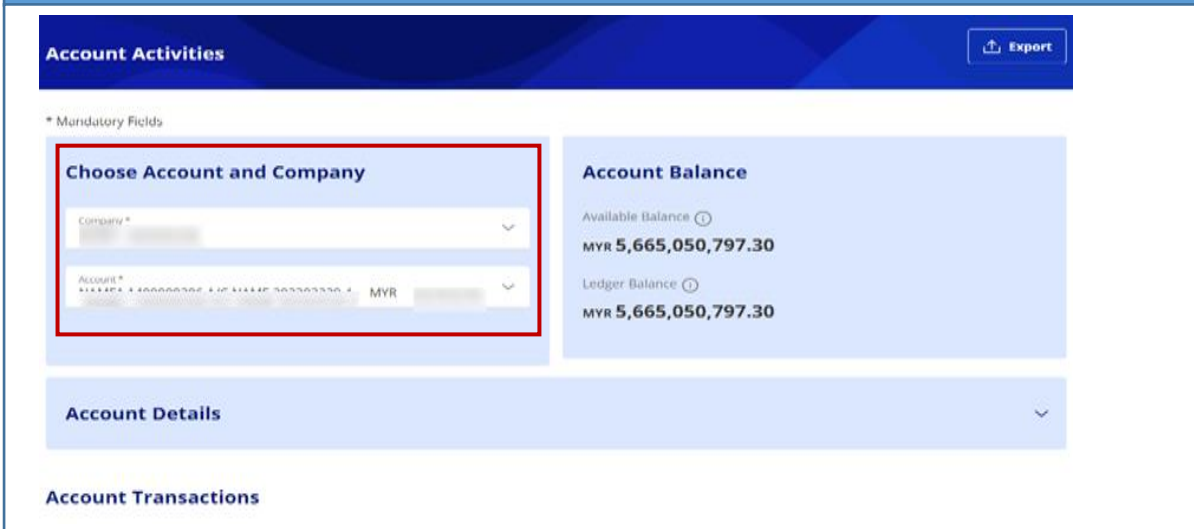
Step 1



The screenshot shows the UOB Infinity interface. At the top, there is a navigation bar with the UOB logo, a dropdown menu showing 'You are in: CASH MANAGEMENT', and a 'ACCOUNTS' button. Below this is a grid of menu items. The 'ACCOUNTS' column contains 'Accounts Overview', 'Favourite Account Lists', 'Account Activities' (highlighted with a red box), and 'Download Reports'. The 'FIXED DEPOSITS' column contains 'Place Fixed Deposits (FD/FD-i)'.

From the top menu bar, go to **Accounts > Account Activities**.



Step 2




The screenshot shows the 'Account Activities' page. At the top right, there is an 'Export' button. Below the header, there is a section for 'Mandatory Fields' which contains two dropdown menus: 'Company *' and 'Account *'. The 'Account *' dropdown shows a selected account with a balance of MYR 5,665,050,797.30. To the right of these dropdowns is a 'Choose Account and Company' section. Below this is an 'Account Balance' section showing 'Available Balance' and 'Ledger Balance', both at MYR 5,665,050,797.30. At the bottom, there is an 'Account Details' section and an 'Account Transactions' section.

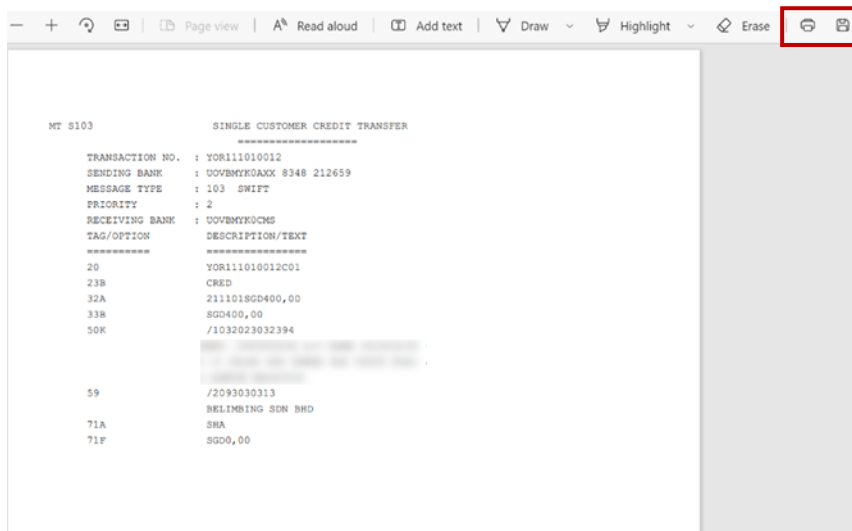
Select your Account and Company from the dropdown list.

Step 3

01/11/2021	01/11/2021 05:10:16 AM	Funds Transfer USO291002 SX	0.00	1.00	5,665,338,565.55	
01/11/2021	01/11/2021 11:54:08 AM	Fund Trf EB asd	100.00	0.00	5,665,338,665.55	
01/11/2021	01/11/2021 04:53:40 PM	Misc DR NONE YOR111010012C01	0.00	1,285.44	5,665,337,380.11	^
Download Attachments						
01/11/2021 12:00:00 AM	YOR111010012					
01/11/2021 12:00:00 AM	YOR111010012D01 DR ADVICE					
02/11/2021	02/11/2021 10:01:34 AM	CR CZ745639BK110121 VR11102004C01	16,374.00	0.00	5,665,353,754.11	∨



- Search for the account transaction and click on it.
- Under "Download Attachment", click  to retrieve the MT103 acknowledgement copy.

Step 4



```

MT 8103          SINGLE CUSTOMER CREDIT TRANSFER
*****
TRANSACTION NO. : YOR111010012
SENDING BANK    : DOVBMYK0AXX 8348 212659
MESSAGE TYPE    : 103 SWIFT
PRIORITY        : 2
RECEIVING BANK  : DOVBMYK0CMS
TAG/OPTION      : DESCRIPTION/TEXT
*****
20              YOR111010012C01
23B             CRED
32A             2111018GD400,00
33B             SGD400,00
50K             /1032023032394
                [REDACTED]
59              /2093030313
71A             BELIMBING SDN BHD
71F             SHA
                SGD0,00
    
```

- You will then be able to view the selected MT103 acknowledgement copy.
- To save the acknowledgement copy, click . To print, click .